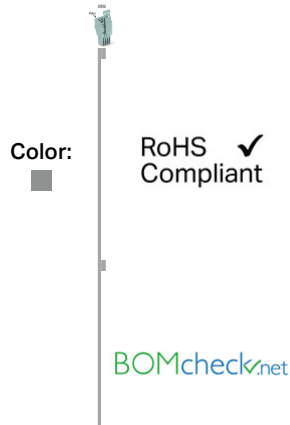


Data sheet | Item number: 2020-106/143-000

1-conductor female plug; Strain relief plate; 1.5 mm²; 6-pole

2020-106/143-000



Item description

According to EN 61984, pluggable connectors without current interrupting capacity shall not be mated and unmated when live or under load.

Data

Electrical data

Ratings per IEC/EN 60664-1

| | |
|---------------------------------|--------|
| Rated voltage (III / 3) | 500 V |
| Rated impulse voltage (III / 3) | 6 kV |
| Rated current | 13.5 A |

Approvals per UL 1059

| | |
|--------------------------------|-------|
| Rated voltage UL (Use Group B) | 300 V |
| Rated current UL (Use Group B) | 15 A |
| Rated voltage UL (Use Group C) | 300 V |
| Rated current UL (Use Group C) | 15 A |
| Rated voltage UL (Use Group D) | 300 V |
| Rated current UL (Use Group D) | 15 A |

Connection data

| | |
|-----------------------|---------------------------|
| Connection technology | Push-in CAGE CLAMP® |
| Actuation type | Open Tool Slot Push-in |



| | |
|--------------------------------------|---|
| Connectable conductor materials | Copper |
| Nominal cross section | 1 mm ² |
| Solid conductor | 0.14 ... 1.5 mm ² / 24 ... 16 AWG |
| Solid conductor, push-in termination | 0.5 ... 1.5 mm ² / 20 ... 16 AWG |
| Fine-stranded conductor | 0.14 ... 1.5 mm ² / 24 ... 16 AWG |
| Strip length | 9 ... 11 mm / 0.35 ... 0.43 inch |
| Note (conductor cross-section) | Depending on the conductor characteristic, a conductor with a smaller cross section can also be inserted via push-in termination. |
| No. of poles | 6 |
| Total number of connection points | 6 |
| Total number of potentials | 6 |
| Type of wiring | Front-entry wiring |

Geometrical Data

| | |
|--------------|----------------------|
| Width | 21.7 mm / 0.854 inch |
| Height | 59 mm / 2.323 inch |
| Depth | 27.2 mm / 1.071 inch |
| Module width | 3.5 mm / 0.138 inch |

Mechanical data

| | |
|---------------|--------------|
| Marking level | Side marking |
|---------------|--------------|

Plug connection

| | |
|------------------------------------|-------------------------|
| Contact type (pluggable connector) | Female connector/socket |
| Connector connection type | for conductors |

Material Data




| | |
|---------------------|----------------------|
| Color | gray |
| Insulating material | Polyamide 66 (PA 66) |
| Fire load | 0.279 MJ |
| Weight | 14.865 g |

Commercial data



| | |
|--------------------|-------------------|
| Product Group | 18 (X-COM-System) |
| Country of origin | DE |
| GTIN | 4050821092575 |
| Customs Tariff No. | 85366990990 |

Approvals / Certificates

Country specific Approvals


| Logo | Approval | Additional Approval Text | Certificate name |
|--|---------------------------------|--------------------------|------------------|
|  | CCA DEKRA Certification B.V. | EN 60947 | NTR NL 7617 |
|  | CSA DEKRA Certification B.V. | C22.2 No. 158 | 2516073 |
|  | CSA DEKRA Certification B.V. | C22.2 No. 158 | 2516073 |

UL-Approvals





| Logo | Approval | Additional Approval Text | Certificate name |
|--|--------------------------------------|--------------------------|------------------|
|  | UL UL International Germany GmbH | UL 1059 | E45172 |
|  | UL Underwriters Laboratories Inc. | UL 1059 | E45172 |

















Compatible products

Protective Warning Marker

| | | |
|--|---|----------|
|  | Item no.: 2000-115 Protective warning marker; with high-voltage symbol, black; for 5 terminal blocks | 2000-115 |
|--|---|----------|

Marking accessories

| | | |
|--|---|----------------------|
|  | Item no.: 2009-110 Marking strips; on reel; not stretchable; plain; snap-on type | 2009-110 |
|  | Item no.: 2009-113 WMB-Inline; for Smart Printer; on reel; plain; snap-on type | 2009-113 |
|  | Item no.: 2009-113/000-002 WMB-Inline; for Smart Printer; on reel; plain; snap-on type | 2009-113 /000-002 |
|  | Item no.: 2009-113/000-005 WMB-Inline; for Smart Printer; on reel; plain; snap-on type | 2009-113 /000-005 |

| | | | |
|--|--|----------|----------|
|  | Item no.: 2009-113/000-006 WMB-Inline; for Smart Printer; on reel; plain; snap-on type | /000-006 | 2009-113 |
|  | Item no.: 2009-113/000-007 WMB-Inline; for Smart Printer; on reel; plain; snap-on type | /000-007 | 2009-113 |
|  | Item no.: 2009-113/000-012 WMB-Inline; for Smart Printer; on reel; plain; snap-on type | /000-012 | 2009-113 |
|  | Item no.: 2009-113/000-017 WMB-Inline; for Smart Printer; on reel; plain; snap-on type | /000-017 | 2009-113 |
|  | Item no.: 2009-113/000-023 WMB-Inline; for Smart Printer; on reel; plain; snap-on type | /000-023 | 2009-113 |
|  | Item no.: 2009-113/000-024 WMB-Inline; for Smart Printer; on reel; plain; snap-on type | /000-024 | 2009-113 |
|  | Item no.: 210-831 Marking strips; on reel; 2.3 mm wide; plain; Self-adhesive | | 210-831 |
|  | Item no.: 210-832 Marking strips; on reel; 3 mm wide; plain; Self-adhesive | | 210-832 |
|  | Item no.: 210-833 Marking strips; on reel; 6 mm wide; plain; Self-adhesive | | 210-833 |
|  | Item no.: 210-834 Marking strips; on reel; 5 mm wide; plain; Self-adhesive | | 210-834 |
|  | Item no.: 793-3501 WMB marking card; as card; plain; snap-on type | | 793-3501 |
| ferrule | | | |
|  | Item no.: 216-241 Ferrule; Sleeve for 0.5 mm ² / 20 AWG; insulated; electro-tin plated; electrolytic copper; gastight crimped; acc. to DIN 46228, Part 4/09.90 | | 216-241 |
|  | Item no.: 216-242 Ferrule; Sleeve for 0.75 mm ² / 18 AWG; insulated; electro-tin plated; electrolytic copper; gastight crimped; acc. to DIN 46228, Part 4/09.90 | | 216-242 |
|  | Item no.: 216-243 Ferrule; Sleeve for 1 mm ² / AWG 18; insulated; electro-tin plated; electrolytic copper; gastight crimped; acc. to DIN 46228, Part 4/09.90 | | 216-243 |
| tools | | | |
|  | Item no.: 210-647 Operating tool with partially insulated shaft; Blade (2.5 x 0.4) mm; short | | 210-647 |
|  | Item no.: 210-648 Operating tool with partially insulated shaft; Blade (2.5 x 0.4) mm; short; angled | | 210-648 |



Item no.: 210-719

210-719

Operating tool with partially insulated shaft; Type 1, blade (2.5 x 0.4) mm

Downloads

Documentation

Bid Text

| | | |
|------------------|-----------------|----------|
| 2020-106/143-000 | docx 15.7 kB | Download |
|------------------|-----------------|----------|

Additional Information

| | |
|---------------|----------|
| pdf 2.1 MB | Download |
|---------------|----------|

CAD/CAE - Smart Data

CAD data

| | | |
|------------------------------|-----|----------|
| 3D Download 2020-106/143-000 | URL | Download |
|------------------------------|-----|----------|

Product family

X-COM S-Mini

[Show all products from the family](#)

Subject to changes.
